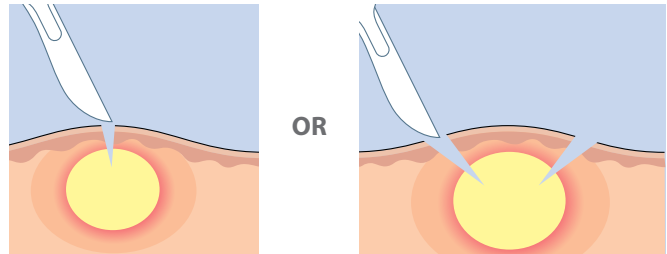
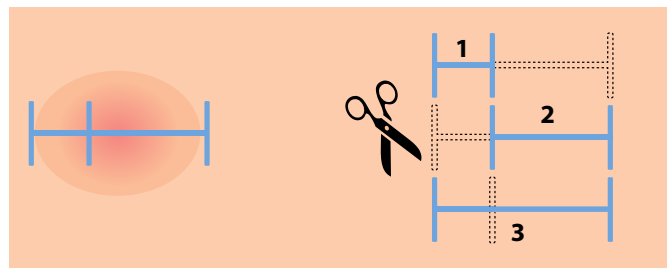


Derma-Stent™ - Instructions For Use

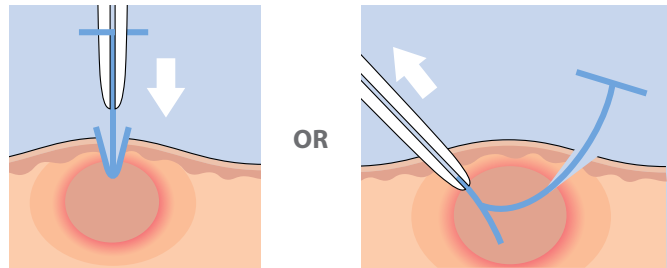
1) Drain abscess using 1 or 2 incisions.



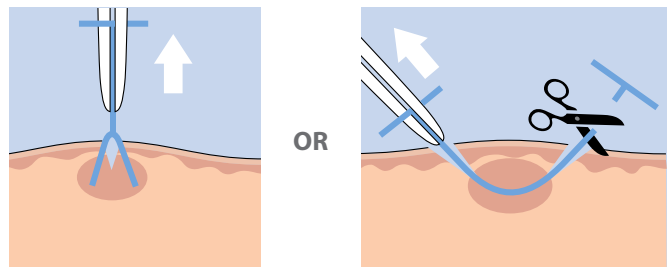
2) Measure the abscess along Derma-Stent. Cut to size.



3) Insert Derma-Stent into abscess cavity.



4) Remove Derma-Stent in accordance with clinician suggestions.



Specifications



Made from biocompatible materials, including:
Dow Corning QP1-50 Liquid Silicone Rubber,
and NuSil MED1-4900-7 Colorant

MAR-MED

333 Fuller Ave., NE, Grand Rapids, MI 49503 USA

800.369.3434
616.459.5119 Fax

info@marmedco.com
www.marmedco.com